





County:
Marshall
Illinois

Legend

-  Buckeye Pipelines
-  Buckeye Facilities
-  County Borders
-  Highways



1 in = 5 miles

For more detailed pipeline information see the NPMS public map viewer at www.npms.phmsa.dot.gov/

